

Rev. 00


D400TC – COMPOSITE MANHOLE COVER

CLASS D400 – EN 124:1994

DESCRIPTION

Manhole covers and gully tops for use in vehicular and pedestrian areas. Design requirements, type testing, marking, quality control according to the **UNI EN 124:1994** standard.

Certificate issued by ICMQ.



PROPERTIES

Marked with resistance class, reference norm, producer identification and quality mark released by an internationally acknowledged certification authority.

Made up of:

- round frame
- round cover
- locking system with 180° or 120° hinge

Name of the client or of the optional service.

Embossed pattern available on request.

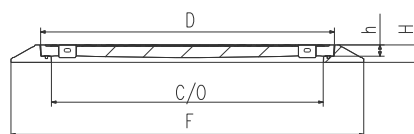
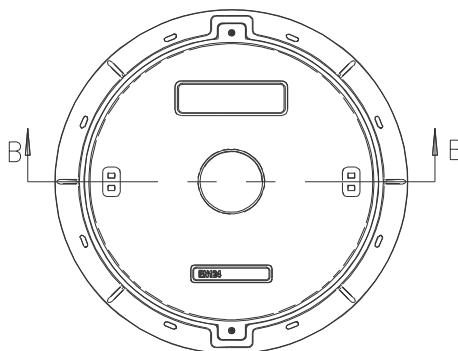
PRODUCTION PROCESS AND MATERIAL

The manhole cover is manufactured through the SMC process, i.e. compression moulding in a closed mould, using a Sheet Moulding Compound (polyester reinforced with glass fibres).

Raw materials: orthophthalic polyester resin, chopped strand in glass fibres (type E), additives.

Hinges and closing systems are made of galvanized steel.

Illustrations and drawings are purely illustrative



SECTION B-B

APPLICATION AREAS

Test load kN 400.

Carriageways (including pedestrian streets), hardshoulders and parking areas for all types of road vehicles.

MODEL	C/O	D (mm)	F (mm)	H (mm)	h (mm)	Fixing	Seal	Weight of the cover + weight of the frame (Kg)
D400TC/600_001	600	690	805	100	50	180° hinge and lock	Yes	36 + 17
D400TC/600_002	600	650	790	100	48	120° hinge and lock	Yes	31,6 + 13,4
D400TC/700_001	700	750	910	100	50	180° hinge and lock	Yes	45,5 + 20,5

Rev. 00


D400T - COMPOSITE MANHOLE COVER

CLASS D400 – EN 124:1994

DESCRIPTION

Manhole covers and gully tops for use in vehicular and pedestrian areas. Design requirements, type testing, marking, quality control according to the **UNI EN 124:1994** standard.

Certificate issued by ICMQ.



PROPERTIES

Marked with resistance class, reference norm, producer identification and quality mark released by an internationally acknowledged certification authority.

Made up of:

- round frame
- round cover
- locking system

Name of the client or of the optional service.

Embossed pattern available on request.

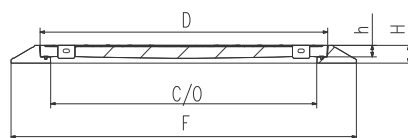
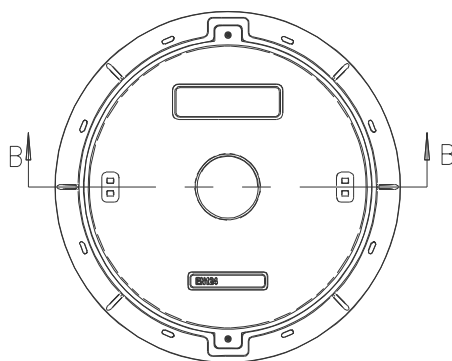
PRODUCTION PROCESS AND MATERIAL

The manhole cover is manufactured through the SMC process, i.e. compression moulding in a closed mould, using a Sheet Moulding Compound (polyester reinforced with glass fibres).

Raw materials: orthophthalic polyester resin, chopped strand in glass fibres (type E), additives.

Hinges and closing systems are made of galvanized steel.

Illustrations and drawings are purely illustrative



SECTION B-B

APPLICATION AREAS

Test load kN 400.

Carriageways (including pedestrian streets), hardshoulders and parking areas for all types of road vehicles.

MODEL	C/O	D (mm)	F (mm)	H (mm)	h (mm)	Fixing	Seal	Weight of the cover + weight of the frame (Kg)
D400T/600_001	600	650	785	100	40	Lock	Yes	30,4 + 17,6
D400T/900_001	900	987	1083	100	35	No	Yes	72 + 20,5

CLASS D400 – EN 124:1994

DESCRIPTION

Manhole covers and gully tops for use in vehicular and pedestrian areas. Design requirements, type testing, marking, quality control according to the **UNI EN 124:1994** standard. **Certificate issued by ICMQ.**



PROPERTIES

Marked with resistance class, reference norm, producer identification and quality mark released by an internationally acknowledged certification authority.

Made up of:

- square frame
- square cover
- locking system

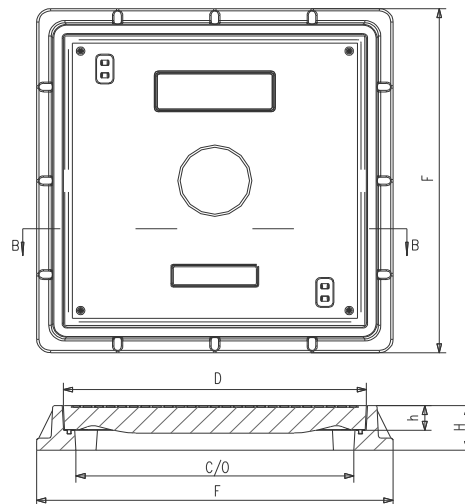
Name of the client or of the optional service.

Embossed pattern available on request.

PRODUCTION PROCESS AND MATERIAL

The manhole cover is manufactured through the SMC process, i.e. compression moulding in a closed mould, using a Sheet Moulding Compound (polyester reinforced with glass fibres). Raw materials: orthophthalic polyester resin, chopped strand in glass fibres (type E), additives. Hinges and closing systems are made of galvanized steel.

Illustrations and drawings are purely illustrative



SECTION B-B

APPLICATION AREAS

Test load kN 400.


Carriageways (including pedestrian streets), hardshoulders and parking areas for all types of road vehicles.

MODEL	C/O	D (mm)	F (mm)	H (mm)	h (mm)	Fixing	Seal	Weight of the cover + weight of the frame (Kg)
D400Q/600_001	600x600	655x655	770x770	100	50	4 screws	Yes	43,5 + 21,5
D400Q/550_001	550x550	600x600	705x705	100	50	No	Yes	34 + 19

CLASS C250 – EN 124:1994

DESCRIPTION

Manhole covers and gully tops for use in vehicular and pedestrian areas. Design requirements, type testing, marking, quality control according to the **UNI EN 124:1994** standard.
Certificate issued by ICMQ.



PROPERTIES

Marked with resistance class, reference norm, producer identification and quality mark released by an internationally acknowledged certification authority.

Made up of:

- round frame
- round cover
- locking system with 180° hinge

Name of the client or of the optional service.

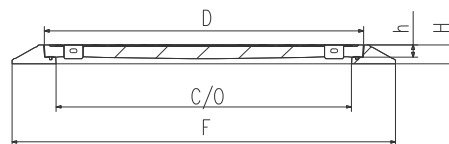
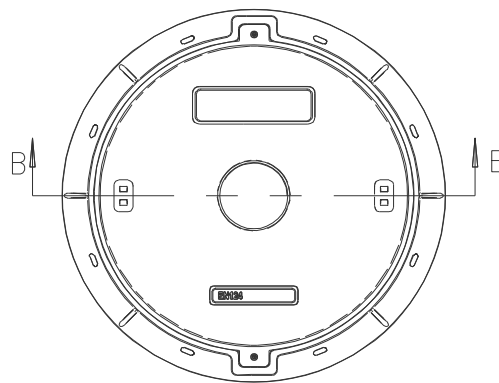
Embossed pattern available on request.

PRODUCTION PROCESS AND MATERIAL

The manhole cover is manufactured through the SMC process, i.e. compression moulding in a closed mould, using a Sheet Moulding Compound (polyester reinforced with glass fibres).
Raw materials: orthophtalic polyester resin, chopped strand in glass fibres (type E), additives.

Hinges and closing systems are made of galvanized steel.

Illustrations and drawings are purely illustrative



SECTION B-B

APPLICATION AREAS

Test load kN 250.


Gully tops installed in kerbside channels of roads which when measured from kerb edge extend to a maximum of 0.5m into the carriageway and a maximum of 0.2m into footway.

MODEL	C/O	D (mm)	F (mm)	H (mm)	h (mm)	Fixing	Seal	Weight of the cover + weight of the frame (Kg)
C250TC/700_001	700	750	910	75	50	180° hinge and lock	Yes	37,2 + 16,3

CLASS C250 – EN 124:1994

DESCRIPTION

Manhole covers and gully tops for use in vehicular and pedestrian areas. Design requirements, type testing, marking, quality control according to the **UNI EN 124:1994** standard.
Certificate issued by ICMQ.



PROPERTIES

Marked with resistance class, reference norm, producer identification and quality mark released by an internationally acknowledged certification authority.

Made up of:

- round frame
- round cover
- locking system

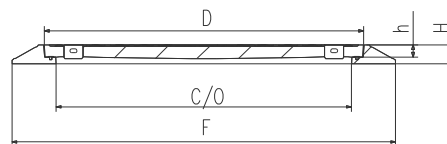
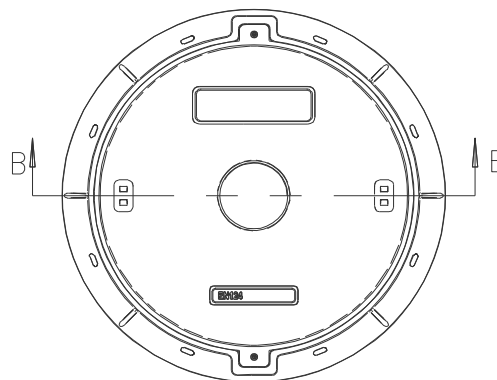
Name of the client or of the optional service.

Embossed pattern available on request.

PRODUCTION PROCESS AND MATERIAL

The manhole cover is manufactured through the SMC process, i.e. compression moulding in a closed mould, using a Sheet Moulding Compound (polyester reinforced with glass fibres).
Raw materials: orthophtalic polyester resin, chopped strand in glass fibres (type E), additives.
Hinges and closing systems are made of galvanized steel.

Illustrations and drawings are purely illustrative



SECTION B-B

APPLICATION AREAS

Test load kN 250.

Gully tops installed in kerbside channels of roads which when measured from kerb edge extend to a maximum of 0.5m into the carriageway and a maximum of 0.2m into footway.


MODEL	C/O	D (mm)	F (mm)	H (mm)	h (mm)	Fixing	Seal	Weight of the cover + weight of the frame (Kg)
C250T/600_001	600	650	760	60	40	Lock	Yes	25,6 + 8,6
C250T/840_001	840	840	1065	113	70	No	Yes	55 + 19,8

CLASS B125 – EN 124:1994

DESCRIPTION

Manhole covers and gully tops for use in vehicular and pedestrian areas. Design requirements, type testing, marking, quality control according to the **UNI EN 124:1994** standard.

Certificate issued by ICMQ.



PROPERTIES

Marked with resistance class, reference norm, producer identification and quality mark released by an internationally acknowledged certification authority.

Made up of:

- round frame
- round cover
- locking system with 120° hinge

Name of the client or of the optional service.

Embossed pattern available on request.

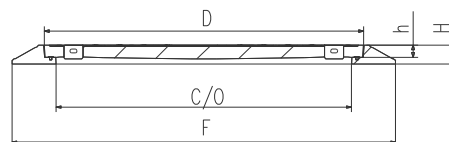
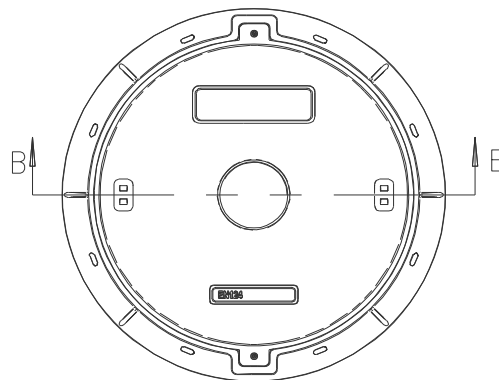
PRODUCTION PROCESS AND MATERIAL

The manhole cover is manufactured through the SMC process, i.e. compression moulding in a closed mould, using a Sheet Moulding Compound (polyester reinforced with glass fibres).

Raw materials: orthophtalic polyester resin, chopped strand in glass fibres (type E), additives.

Hinges and closing systems are made of galvanized steel.

Illustrations and drawings are purely illustrative



SECTION B-B

APPLICATION AREAS

Test load kN 125.

Footways, pedestrian areas, car parks and parking decks.

MODEL	C/O	D (mm)	F (mm)	H (mm)	h (mm)	Fixing	Seal	Weight of the cover + weight of the frame (Kg)
B125TC/600_001	600	650	745	55	35	120° hinge and lock	No	18,2 + 8,4

Rev. 00


B125T - COMPOSITE MANHOLE COVER

CLASS B125- EN 124:1994

DESCRIPTION

Manhole covers and gully tops for use in vehicular and pedestrian areas. Design requirements, type testing, marking, quality control according to the **UNI EN 124:1994** standard.

Certificate issued by ICMQ.



PROPERTIES

Marked with resistance class, reference norm, producer identification and quality mark released by an internationally acknowledged certification authority.

Made up of:

- round frame
- round cover
- locking system

Name of the client or of the optional service.

Embossed pattern available on request.

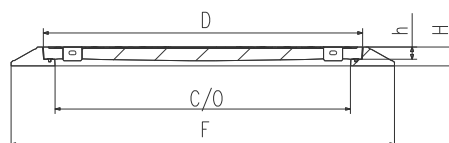
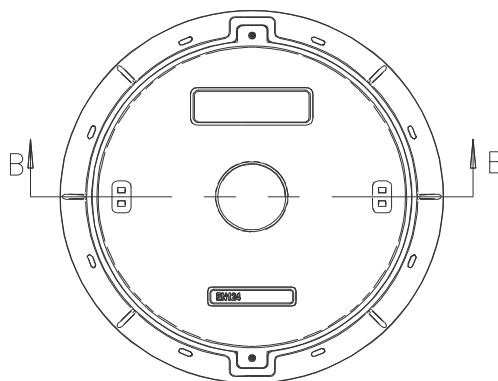
PRODUCTION PROCESS AND MATERIAL

The manhole cover is manufactured through the SMC process, i.e. compression moulding in a closed mould, using a Sheet Moulding Compound (polyester reinforced with glass fibres).

Raw materials: orthophthalic polyester resin, chopped strand in glass fibres (type E), additives.

Hinges and closing systems are made of galvanized steel.

Illustrations and drawings are purely illustrative



SECTION B-B

APPLICATION AREAS

Test load kN 125.

Footways, pedestrian areas, car parks and parking decks.

MODEL	C/O	D (mm)	F (mm)	H (mm)	h (mm)	Fixing	Seal	Weight of the cover + weight of the frame (Kg)
B125T/600_001	600	650	780	40	26	2 screws	Yes	15,6 + 7,4
B125T/550_001	550	600	700	35	25	2 screws	No	13,8 + 2,8

CLASS B125 – EN 124:1994

DESCRIPTION

Manhole covers and gully tops for use in vehicular and pedestrian areas. Design requirements, type testing, marking, quality control according to the **UNI EN 124:1994** standard.

Certificate issued by ICMQ.



PROPERTIES

Marked with resistance class, reference norm, producer identification and quality mark released by an internationally acknowledged certification authority.

Made up of:

- square frame
- square cover
- locking system

Name of the client or of the optional service.

Embossed pattern available on request.

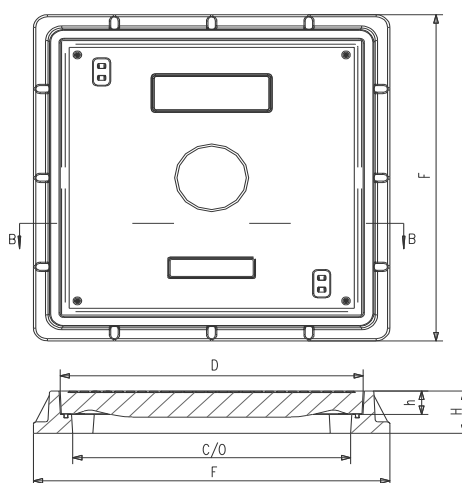
PRODUCTION PROCESS AND MATERIAL

The manhole cover is manufactured through the SMC process, i.e. compression moulding in a closed mould, using a Sheet Moulding Compound (polyester reinforced with glass fibres).

Raw materials: orthophthalic polyester resin, chopped strand in glass fibres (type E), additives.

Hinges and closing systems are made of galvanized steel.

Illustrations and drawings are purely illustrative



SECTION B-B

APPLICATION AREAS

Test load kN 125.

Footways, pedestrian areas, car parks and parking decks.

MODEL	C/O	D (mm)	F (mm)	H (mm)	h (mm)	Fixing	Seal	Weight of the cover + weight of the frame (Kg)
B125Q/600_001	600x600	650x650	750x750	35	25	4 screws	No	22,2 + 4
B125Q/550_001	550x550	600x600	673x673	35	25	4 screws	No	18 + 3,4
B125Q/450_001	450x450	500x500	590x590	35	25	2 screws	No	12,2 + 2,8
B125Q/360_001	360x360	400x400	515x515	55	40	No	No	8,2 + 7,1
B125Q/900_001	900x900	1000x1000	1150x1150	70	40	4 screws	No	55 + 26,1

Rev. 00

D400R - COMPOSITE MANHOLE COVER

CLASS D400 – EN 124:1994

DESCRIPTION

Manhole covers and gully tops for use in vehicular and pedestrian areas. Design requirements, type testing, marking, quality control according to the **UNI EN 124:1994** standard.
Certificate issued by ICMQ.



PROPERTIES

Marked with resistance class, reference norm, producer identification and quality mark released by an internationally acknowledged certification authority.

Made up of:

- square frame
- square cover
- locking system

Name of the client or of the optional service.

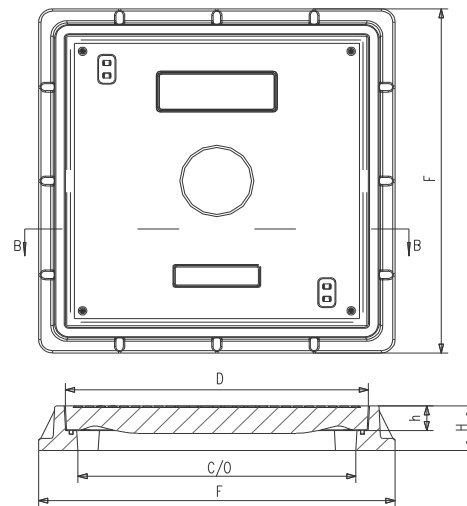
Embossed pattern available on request.

PRODUCTION PROCESS AND MATERIAL

The manhole cover is manufactured through the SMC process, i.e. compression moulding in a closed mould, using a Sheet Moulding Compound (polyester reinforced with glass fibres).
Raw materials: orthophtalic polyester resin, chopped strand in glass fibres (type E), additives.

Hinges and closing systems are made of galvanized steel.

Illustrations and drawings are purely illustrative



SECTION B-B

APPLICATION AREAS

Test load kN 400.

Carriageways (including pedestrian streets), hardshoulders and parking areas for all types of road vehicles.

MODEL	C/O	D (mm)	F (mm)	H (mm)	h (mm)	Fixing	Seal	Weight of the cover + weight of the frame (Kg)
D400R_001	600X900	650x950	1070x760	100	65	4 screws	Yes	63 + 27,2

Rev. 00


D400QT - COMPOSITE MANHOLE COVER

CLASS D400 – EN 124:1994

DESCRIPTION

Manhole covers and gully tops for use in vehicular and pedestrian areas. Design requirements, type testing, marking, quality control according to the **UNI EN 124:1994** standard.

Certificate issued by ICMQ.



PROPERTIES

Marked with resistance class, reference norm, producer identification and quality mark released by an internationally acknowledged certification authority.

Made up of:

- round frame
- round cover
- locking system with 180° hinge

Name of the client or of the optional service.

Embossed pattern available on request.

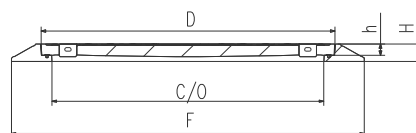
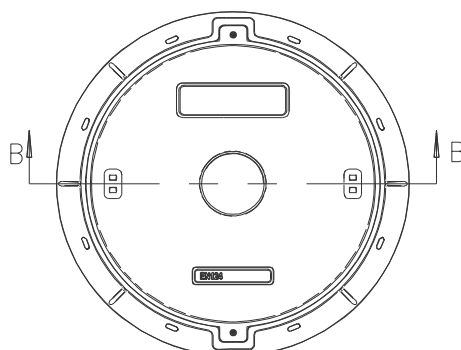
PRODUCTION PROCESS AND MATERIAL

The manhole cover is manufactured through the SMC process, i.e. compression moulding in a closed mould, using a Sheet Moulding Compound (polyester reinforced with glass fibres).

Raw materials: orthophthalic polyester resin, chopped strand in glass fibres (type E), additives.

Hinges and closing systems are made of galvanized steel.

Illustrations and drawings are purely illustrative



SECTION B-B

APPLICATION AREAS

Test load kN 400.

Carriageways (including pedestrian streets), hardshoulders and parking areas for all types of road vehicles.

MODEL	C/O	D (mm)	F (mm)	H (mm)	h (mm)	Fixing	Seal	Weight of the cover + weight of the frame (Kg)
D400QT/600_001	600	690	850x 850	100	50	180° hinge and lock	Yes	36 + 20,5